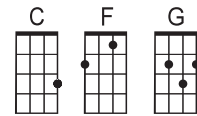
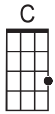
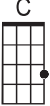
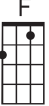
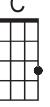
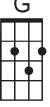



Cakewalk Blues – Taj Mahal *(1 chick 3 chick beat)*

Chords used in this song



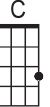
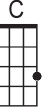
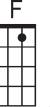
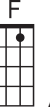
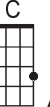

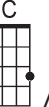
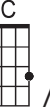
I had the  blues, so bad one time it put my  face in a permanent frown



Now I'm  feeling so much better, I could  cakewalk into  town

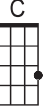
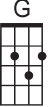
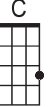
I **[C]** woke - Up this mornin' feelin' so good, you know - I **[F]** laid back down again
 Throw your **[C]** big arms around me mama, I **[G]** might not feel this good **[C]** again

My **[C]** baby, oh my baby, I... **[F]** loove the way she walks
 And **[C]** when my girl gets sleepy, I **[G]** love the way she baby-talks **[C]**

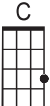

My **[C]** work - Done got scarce, honey, Aww, my **[F]** work it done got hard,
 I spend my **[C]** whole day stealin' chickens - **[G]** Mama, from the rich folks **[C]** yard

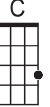
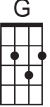
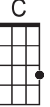
Whistling -  /  /  /  /  /  /  /  /

I had the  blues, so bad one time it put my  face in a permanent frown

Now I'm  feeling so much better, I could  cakewalk into  town

I want to **[C]** go - On a picnic in the country, mama, **[F]** Aww, and stay all day
[C] I don't care f'I don't do nothing, just **[G]** while my time **[C]** away

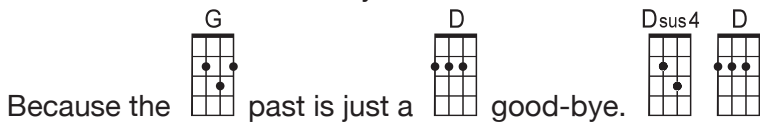
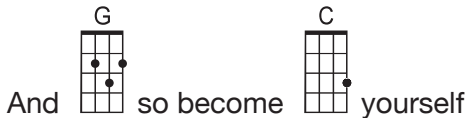
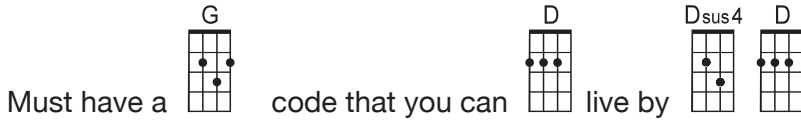
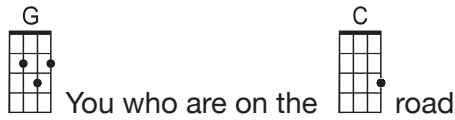
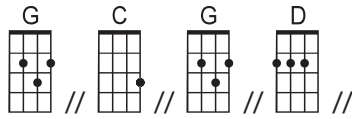
I had the  blues, so bad one time it put my  face in a permanent frown

Now I'm  feeling so much better, I could  cakewalk into  town.



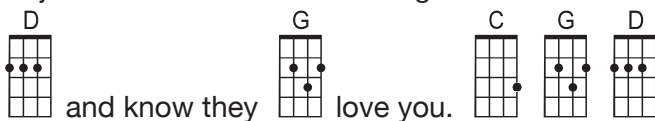
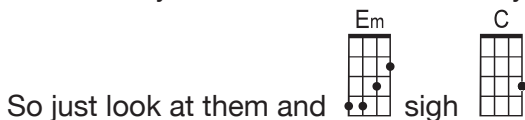
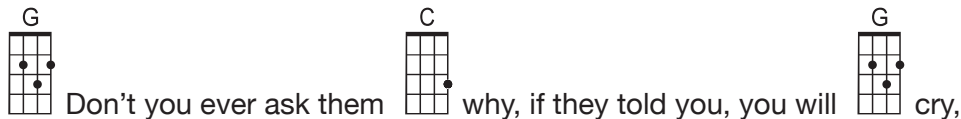
SONGS OF UNITY & FRIENDSHIP
 ...AND A FEW SURPRISES...

Teach Your Children Crosby, Stills and Nash




[G] Teach your children **[C]** well,
 Their father's **[G]** hell did slowly **[D]** go by, **[Dsus - D]**
[G] And feed them on your **[C]** dreams
 The one they **[G]** pick's the one you're **[D]** known by. **[Dsus - D]**

CHORUS

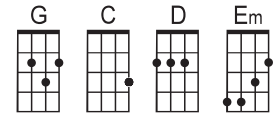


And **[G]** you, of tender **[C]** years,
 Can't know the **[G]** fears that your elders **[D]** grew by,
 And so **[G]** please help them with your **[C]** youth,
 They seek the **[G]** truth before they **[D]** can die.

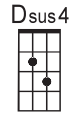
[G] Teach your parents **[C]** well,
 Their children's **[G]** hell will slowly **[D]** go by,
 And **[G]** feed them on your **[C]** dreams
 The one they **[G]** pick's the one you're **[D]** known by. **[Dsus - D]**



Chords used in this song

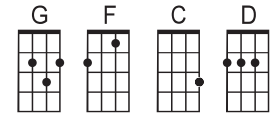


optional:

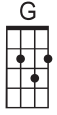


Everybody Get Together (Chet Powers [a.k.a. Dino Valenti])

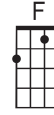
Chords used in this song



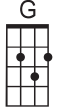
[G] / [F] / [G] / [F] / [G] / [G] /



Love is but a song we sing -- And fear's the way we



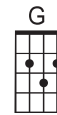
die / [F] /



You can make the mountains ring -- Or make the angels



cry / [F] /



Though the bird is on the wing, And you may not know



why / [F] /

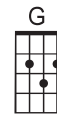
[Chorus]



C'mon people now



Smile on your brother



Ev'rybody get together, Try to



love one an-



other right



now / [G] /

[Verse 2]

[G] Some may come and may will go -- We will surely [F] pass / [F] /

[G] When the one that left us here -- Returns for us at [F] last / [F] /

[G] We are but a moment's sunlight -- Fading in the [F] grass / [F] /

[Chorus X 2]

[verse-length instrumental [G] / [G] / [G] / [F] / [F] / X3

[Chorus]

Repeat Intro [G] / [F] / [G] / [F] / [G] / [G] /

[Verse 3]

[G] If you hear the song I sing
You will under- [F] stand (*listen!*) / [F] /

[G] You hold the key to love and fear
In your trembling [F] hand / [F] /

[G] Just one key unlocks them both
It's there at your [F] command / [F] /

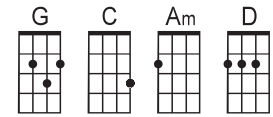
[Chorus] x3

Ending: Right [F] Now, Right [G] Now!

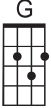
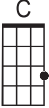


Don't Look Back — David Lindely Version




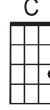
Chords used in this song

INTRO: G / C / Am / D / G / C-D / G / C

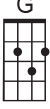
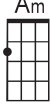
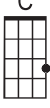

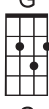
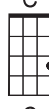
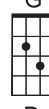







VERSE 1:

If it's  love that you're running from,  there is no  hiding place 

Just your  problems, no one else's  problems you just have to  face 

CHORUS:

So if you  just put your hand in  mine
 We're gonna  leave all our troubles  behind
 Don't look  back  - Don't look  back 
 Don't look  back  -  - 

interlude: G / C / Am / D / G / C-D / G / C

VERSE 2:

Now if your **[G]** first lover broke your **[C]** heart
 There's something that can be **[G]** done **[C]**
 Don't **[G]** you lose your faith in **[C]** love,
 Because of what **[G]** he's done **[C]**

CHORUS: So if you **[G]** just put your hand in **[Am]** mine,
 We're gonna **[C]** leave all our troubles **[D]** behind
 Don't look **[G]** back **[C]** Don't look **[G]** back **[C]**
 Don't look **[G]** back **[C]** / **[G]** / **[G]** /

BREAK:

Am / C D / Am / C D / Am / C D / Am / C D / {{X2}}

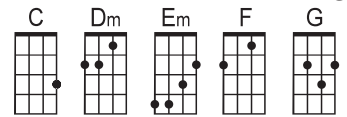
VERSE 3:

Love can **[G]** be a beautiful **[C]** thing
 Though your first love let you **[G]** down, oh **[C]** yeah
 Cause I **[G]** know we can make love **[C]** bloom,
 The second time **[G]** around, oh **[C]** yeah


CHORUS: So if you **[G]** just put your hand in **[Am]** mine,
 We're gonna **[C]** leave all our troubles **[D]** behind
 Don't look **[G]** back **[C]** Don't look **[G]** back **[C]**
 Don't look **[G]** back **[C]** / Don't look **[D]** back **[D]** / **G / C / G / C / G / C / D / D**
 Don't look **[G]** back **[C]** Don't look **[G]** back **[C]**
 Don't look **[G]** back **[C]** / Don't look **[D]** back **[D]** / **G**

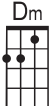

Wake me Up before you Go Go - George Michael


Chords used in this song

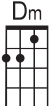
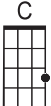




Intro [C] x4, with palm muted back beat

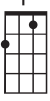

You put the  boom-boom into my heart

You send my  soul sky high when your  lovin' starts


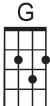
 Jitterbug into my brain

Goes a  bang-bang-bang 'til my  feet do the same

But  something's bugging you.  Something ain't right

My  best friend told me what  you did last night

 Left me sleepin'  in my bed

 I was dreaming, but I  should have been with you instead.

CHORUS

Wake me [C] up before you go-go
Don't leave me [Dm] hanging on like a [C] yo-yo
Wake me [C] up before you go-go
I don't want to [Dm] miss it when you hit that [C] high
[C] Wake me up before you go-go
'Cause I'm not [Dm] plannin' on going [C] Solo
Wake me up before you go-go
[Dm] Take me dancing [C] tonight

I wanna hit that high -yeah, yeah-

You take the [C] grey skies out of my way
You make the [Dm] sun shine brighter than [C] Doris Day
Turned a [C] bright spark into a flame
My [Dm] beats per minute never [C] been the same
'Cause [Dm] you're my lady, [Em] I'm your fool
It [F] makes me crazy when [Em] you act so cruel
[Dm] Come on, baby, [Em] let's not fight
[F] We'll go dancing, [G] everything will be all right...

REPEAT CHORUS

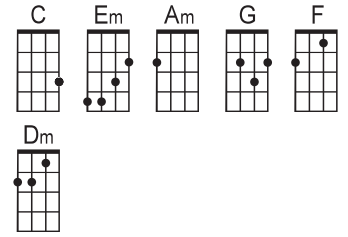
-Instrumental same chords as Chorus-
[C] / [C] / [Dm] / [C] / X4



[Dm] Cuddle up, baby, [Em] move in tight
[F] We'll go dancing [Em] tomorrow night
It's [Dm] cold out there, but it's [Em] warm in bed
[F] They can dance, [G] we'll stay home instead


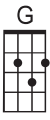
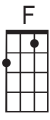
CHORUS X 2

Count on Me - Bruno Mars *(bump chick bump chick beat)*
[Intro] C X2

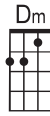
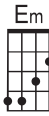
Chords used in this song

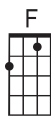
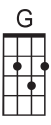


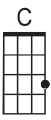
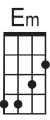
If you  ever find yourself stuck in the middle of the  sea


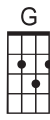
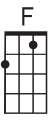
I'll  sail the world  to  find you

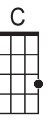

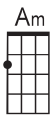
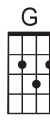
If you [C] ever find yourself lost in the dark and you can't [Em] see
I'll [Am] be the light [G] to [F] guide you



 Find out what we're  made of






When  we are called to help our friends in  need {{pause}}

CHORUS: You can  count on me like  one, two, three

I'll  be there  And  I know when I need it

I can  count on you like  four, three, two -- And you'll  be there 

'Cause  that's what friends are s'posed to do, Aw  yeah

Ooh ooh ooh ooh  ooh... Ooh ooh ooh ooh  ooh..  ooh  Yeah  yeah

If you're [C] tossin' and you're turnin' and you just can't fall [Em] asleep
I'll [Am] sing a [G] song [F] beside you
And if you [C] ever forget how much you really mean to [Em] me
[Am] Everyday I [G] will [F] remind you, oh

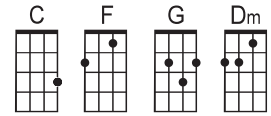
[Dm] Find out what we're [Em] made of
When [F] we are called to help our friends in [G] need ... {{pause}}
[CHORUS]

BRIDGE: You'll [Dm] always have my [Em] shoulder when you [Am] cry... [G] ..yyy
I'll [Dm] never let go, [Em] never say [F] good-bye-[G]-you know, you can *(no pause)*

[CHORUS] Replace last "yeah yeah" with: You can [F] count on me cuz I can count on [C] you.

Put A Little Love In Your Heart - Isley Brothers version

Chords used in this song



Intro: **F// C// X2** (slow 4/4 with a strong backbeat)

C
 Think of your fellow man, lend him a helping hand--

F **C**
 Put a little love in your heart.

C
 You see it's getting late, oh please don't hesitate --

F **C**
 Put a little love in your heart.

And the **C** world **G** will be a **F** better place

and the **C** world **G** will be a **F** better place

for **F** you and **Dm** me, you just **F** wait and **G** see.

[C] Another day goes by and still the children cry. **[F]** Put a little love in your **[C]** heart.
[C] If you want the world to know, we won't let hatred grow. **[F]** Put a little love in your **[C]** heart.
 And the **[C]** world **[G]** will be a **[F]** better place, And the **[C]** world **[G]** will be a **[F]** better place
 for **[F]** you and **[Dm]** me, you just **[F]** wait and **[G]** see.

F **Dm** **C**
 // / / **X 4**

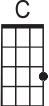





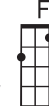



And the **[C]** world **[G]** will be a **[F]** better place, And the **[C]** world **[G]** will be a **[F]** better place
 for **[F]** you and **[Dm]** me, you just **[F]** wait and **[G]** see.





[C] Take a good look around and if you're looking down, **[F]** Put a little love in your **[C]** heart.
[C] I hope when you decide, kindness will be your guide. **[F]** Put a little love in your **[C]** heart.
 And the **[C]** world **[G]** will be a **[F]** better place, And the **[C]** world **[G]** will be a **[F]** better place
 for **[F]** you and **[Dm]** me, you just **[F]** wait and **[G]** see.


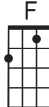

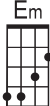
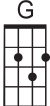


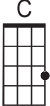
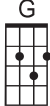

[F] Put a little love in your **[C]** heart.
[F] Put a little love in your **[C]** heart.
[F] Put a little love in your **[C]** heart.
[F] Put a little love in your **[C]** heart.

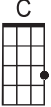
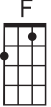


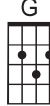

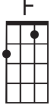
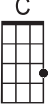
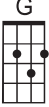

Lean on me - Bill Withers 1 2 3 4

Chords used in this song

Intro:  /  /  /   /  /  /  /  /  /

 Sometimes in our  lives, we all have  pain
 We all have  sor-  row,  But if we are  wise
 We know that  there's always to  mor-  row

[Chorus] Lean on  me, when you're not  strong
 And I'll be your  friend, I'll help you  carry  on
 For... it won't be  long
 'Til I'm gonna  need, Somebody to  lean  on

[C] Please swallow your **[F]** pride, If I have **[C]** things
 You need to **[Em]** bor- **[G]** row
[C] For no one can **[F]** fill, those of your **[C]** needs
 That you don't **[G]** let **[C]** show

[Bridge] So just **[C]** call on me brother, when **[C]** you need a **[C]** hand
[C] We all need somebody to **[G]** lean **[C]** on
[C] I just might have a problem that **[C]** you'd under- **[C]** stand
[C] We all need somebody to **[G]** lean **[C]** on

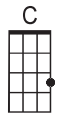



[Repeat Chorus] AND [Repeat Bridge]





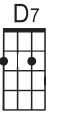
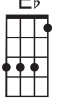

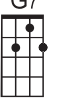
[C] If there is a **[F]** load, You have to **[C]** bear
 That you can't **[Em]** car- **[G]** ry
[C] I'm right up the **[F]** road, I'll share your **[C]** load
 If you just **[G]** call **[C]** me


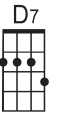
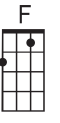
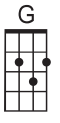
Repeat and Fade **[F]** Call **[C]** me


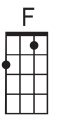
“Love Train” (Kenny Gamble - Leon Huff)



Chords in this song

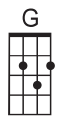
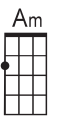
[Intro]  /  /  /  /



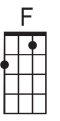
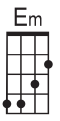
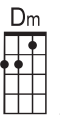
    
 (no bar option)
  

[Chorus] _____
 People all over the world  join hands,  Start a Love Train  Love Train **[Sing 2X]**

[Verse 1]  The next stop that we make  will be England

 Tell all the folks in Russia and China  too

 Don't you know that it's time to get on  board


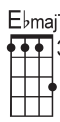




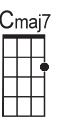
And let this  train keep on riding, riding on /  through  /   /





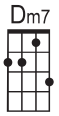
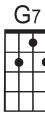
[Chorus]

[Verse 2] **[G]** All of your brothers over in **[F]** Africa
[G] Tell all the folks in Egypt and Israel **[F]** too
[G] Please don't miss this train at your **[Am]** station
 'Cause if you **[Dm7]** miss it I feel sorry, sorry for / **[G7]** you **[F]** / **[Em]** **[Dm]** /

[Chorus]

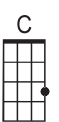
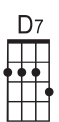
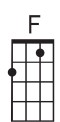
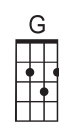

[Bridge]

 Rii  iii i  de...  Let it  ride  

Let it  Rii  iii i  de...  Let it  ride 

Simplify this section to just Eb and C if it freaks you out.

[Chorus] X2!

End with     

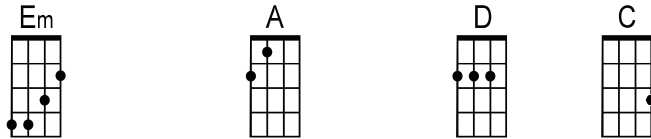
What's So Funny 'Bout Peace, Love + Understanding (Lowe)

The best-known version of this 1974 Nick Lowe song was recorded by Elvis Costello.

Intro: [G] [C] x 4




As I walk [G] through [C] ----- This wicked [G] world [C]



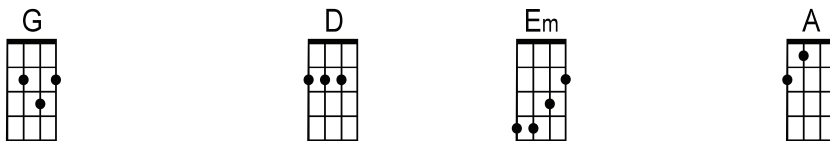
Searchin' for [Em] light in the [A] darkness of [D] insanity. [C]

I ask [G] myself [C] ----- Is all hope [G] lost? [C]

Is there only [Em] pain and [A] hatred, and [D] misery? [C]



And each [G] time I feel like [GM7] this inside, There's [G7] one thing I wanna [C] know:



[G] What's so funny 'bout [D] peace love & [Em] understanding? [A] Ohhhh

[G] What's so funny 'bout [D] peace love & [Em] understanding? [D]

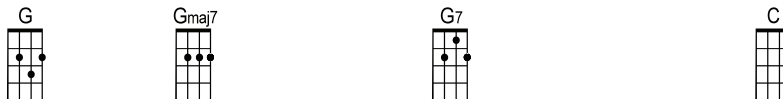
[G] [C] x4

And as I walked [G] on [C] ----- Through troubled [G] times [C]

My spirit gets [Em] so down [A] hearted some [D] times [C]

So where are the [G] strong [C] ----- And who are the [G] trusted? [C]

And where is the [Em] [A] [D] harmony? Sweet harmony. [C]



'Cause each [G] time I feel it [GM7] slippin' away, [G7] just makes me wanna [C] cry.

[G] What's so funny 'bout [D] peace love & [Em] understanding? [A] Ohhhh

[G] What's so funny 'bout [D] peace love & [Em] understanding? [D]

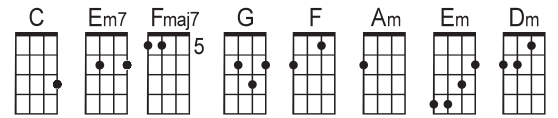
Solo: [G] [C] [G] [C] -- [Em] [A] [D] [C] -- [G] [C] [G] [C] -- [Em] [A] [D] [C]


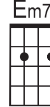

Repeat from **So where are the strong** through chorus and end with

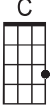
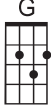
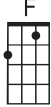

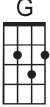
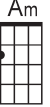
Ending [G] [D] [Em] [D] [G]




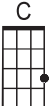

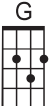
If you want to sing out sing out - Cat Stevens







Chords used in this song



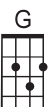

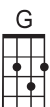



[Intro]   /  / [X2]


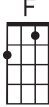

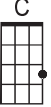
Verse 1: Well if you  want to sing  out, sing  out. And if you  want to be  free, be  free.





Cause there's a  million  things to  be. You  know that there  are. 





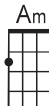

And if you  want to live  high, live  high. And if you  want to live  low, live  low.





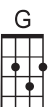
Cause there's a  million  ways to  go. You  know that there  are. 

[Chorus]

 You can do what you  want,  The opportunity's  on.

 And if you find a new  way,  You can do it  today.




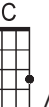
 You can make it all  true.  And you can make it  undo  you  see...

 Ah-ha-ha... it's  easy,  Ah-ha-ha... You only  need... to  know.

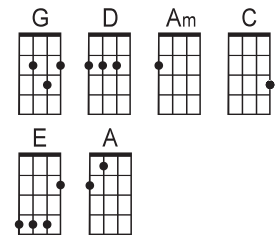
Verse 2: Well if you [C] want to say [G] yes, say [F] yes. And if you [C] want to say [G] no, say [Am] no. Cause there's a [Dm] million [Am] ways to [G] go. You [C] know that there [G] are. [G] And if you [C] want to be [G] me, be [F] me. And if you [C] want to be [G] you, be [Am] you. Cause there's a [Dm] million [Am] things to [G] do. You [C] know that there [G] are. [G]

REPEAT CHORUS and Verse 2

Verse 3: Well if you [C] want to sing [G] out, sing [F] out. And if you [C] want to be [G] free, be [Am] free. Cause there's a [Dm] million [Am] things to [G] be. You [C] know that there [G] are - [G] You [G] know that there [C] aaa- [G] aaa- [F] are..... {{2X}}













  /  /  /

















Chords used in this song



Trouble - Cat Stevens

D-G / D-G / (Reminder- the E on chorus is a 2-beat transition into the A)

 Trouble, oh  trouble set me free
 I have  seen your face and it's  too much, too much for  me
 Trouble, oh  trouble can't you see
 You're eating my  heart away and there's  nothing much left of  me

  I've  drunk your  wine you have made  your work  mine
 So won't you be  fair, *{{chk!}}* -- So won't you be  fair
 I....  Don't want no  more of  you so won't you be  kind to  me
 Just let me go  where, *{{chk!}}* -- I have to go  there.

[Verse 2]

[G] Trouble, oh **[D]** trouble move away
[Am] I have **[C]** seen your face and it's **[Am]** too much for me **[C]** today
[G] Trouble, oh **[D]** trouble can't you see
[Am] You have **[C]** made me a wreck now won't you **[Am]** leave me in my miser- **[C]**-y

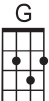
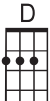
[Chorus 2]

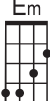
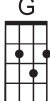

[E-A] I've... **[G]** seen your **[D]** eyes and I can see **[G]** death's dis- **[D]** guise
 hangin' on **[Am]** me, *{{chk!}}* hangin' on **[C]** me
[E-A] I'm... **[G]** beat, I'm **[D]** torn, Shattered and **[G]** tossed and **[D]** worn
 too shocking too **[Am]** see, *{{chk!}}* -- Too shocking too **[C]** see.

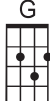

[Verse 3]




[G] Trouble, oh **[D]** trouble move from me
[Am] I have **[C]** paid my debt now won't you **[Am]** leave me in my **[C]** misery
[G] Trouble, oh **[D]** trouble please be kind
[Am] I don't **[C]** want no fight and I **[Am]** haven't got a lot of **[C]** time. **[G]**

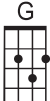

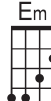
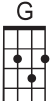

Shower the people - James Taylor

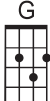
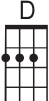
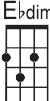
You can  play the game and you can  act out the part


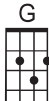


Though you  know it wasn't  written for  you

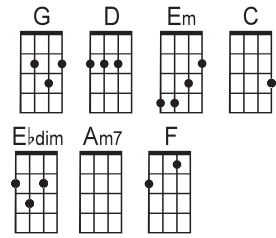
But tell me,  how can you stand there with your  broken heart

 Ashamed of  playing the  fool

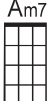


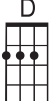
 One thing can lead to an-  other; it doesn't  take any  sac-ri-  fice



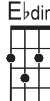


Oh,  father and mother,  sis-ter and  brother,

 if it feels  nice,  don't think  twice



[Chorus]

 Just shower the people you  love with love,  Show them the way that you  feel

 Things are gonna work out  fine if you  only  will 

[Am7] Shower the people you **[D]** love with love, **[Am7]** Show them the way that you **[D]** feel
[Am7] Things are gonna be much **[D]** better if you **[Ebdim]** only **[Em]** will. **transition: [F-C]**

[G] You can run but you **[D]** cannot hide;
[Em] this is **[G]** widely **[C]** known
[G] And what you plan to do with your **[D]** foolish pride
when you're **[Em]** all by your- **[G]** self **[C]** alone
[G] Once you tell somebody the **[D]** way that you feel
You can **[Em]** feel it **[G]** beginning to **[C]** ease
I think it's **[G]** true what they say about the **[D]** squeaky wheel
[Em] Always **[G]** getting the **[C]** grease.

[Repeat Chorus]

Instrumental transition **[Am7]** / **[D]** / X 4

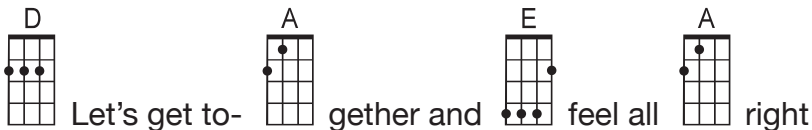
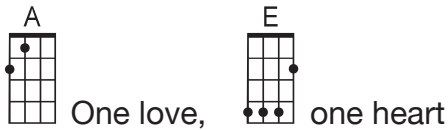
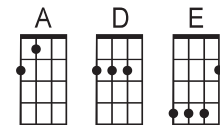
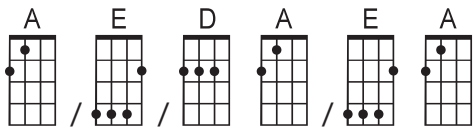
[Am7] Shower the people you **[D]** love with love, **[Am7]** Show them the way that you **[D]** feel x 9 !

*(They say in every life, They say the rain must fall, Just like pouring rain--- Make it rain,
Make it rain! Love-love-love is sunshine. Oh yes. Make it rain, love love love is sunshine, Alright, everybody everybody...)*

One Love — Bob Marley

Chords used in this song

Intro:



[A] Hear the children crying (*One love*)
Hear the children [E] crying (*One heart*)
Sayin', "Give [D] thanks and praise to the [A] Lord and I will [E] feel all [A] right."
Sayin', [D] "Let's get to- [A] gether and [E] feel all [A] right." (Whoa, whoa, whoa, whoa)

[A] Let them all pass all their [D] dirty [A] remarks (*One love*)
[A] There is one question I'd [D] really love to [A] ask (*One heart*)
[A] Is there a place for the [D] hopeless [A] sinner
[A] Who has hurt all man [D] kind just to [E] save his [A] own? (Believe me)

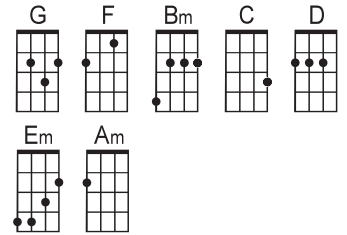
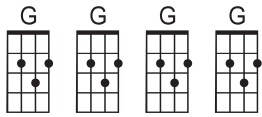
[A] One love, [E] one heart
[D] Let's get to- [A] gether and [E] feel all [A] right
[A] As it was in the beginning (*One love*)
So shall it be in the [E] end (*One heart*)
Alright, Give [D] thanks and praise to the [A] Lord and I will [E] feel all [A] right.
[D] Let's get to- [A] gether and [E] feel all [A] right. (One more thing)



[A] Let's get together to fight this [D] Holy Arma- [A] geddon (*One love*)
[A] So when the Man comes there will [D] be no, no [A] doom (*One song*)
[A] Have pity on those whose [D] chances grow [A] thinner
[A] There ain't no [D] hiding place from the [E] Father of Cre- [A] ation

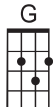

Saying [A] One love, [E] one heart
[D] Let's get to- [A] gether and [E] feel all [A] right
[A] I'm pleading to mankind (*One love*)
Oh, [E] Lord (*One heart*) Whoa.
Please, Give [D] thanks and praise to the [A] Lord and I will [E] feel all [A] right.
[D] Let's get to- [A] gether and [E] feel all [A] right.
[D] Let's get to- [A] gether and [E] feel all [A] right.




I'll Be There For You - The Rembrandts

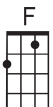



Chords used in this song








 So no one told you life was gonna be this  way

 Your job's a joke, you're broke, Your love life's D.O.  A.

 Its like you're  always stuck in  second gear

 Well it hasn't been your  day, your week your  month or even your  year

[Chorus] But...  I'll be  there for  you  ...when the rain starts to  fall

[G] I'll be **[C]** there for **[D]** you... **[D]** like I've been there be- **[G]** fore

[G] I'll be **[C]** there for **[D]** you... **[D]** coz' you're there for me **[F]** too **[F]/ [G]**

[G] You're still at bed at 10, and work began at **[F]** 8,

[G] You've burned your breakfast so far things were going **[Bm]** great

[F] Your mother told you there 'd be **[G]** days like this

But she **[F]** didn't tell you **[C]** when the world is **[F]** brought down to your **[D]** knees

[Chorus]

Bridge:

[C] No one could ever know me, no one could ever see me

[Em] Seems you're the only one who knows... What-it's-like to be me

[Am] Some one to face the day with **[C]** Make it through all the rest with

[F] Someone I'll always laugh with

[D] Even at my worst I'm best with **[Em]** you... **[C]** **[D]** yeah **[D]**

[Em] / **[C]** / **[D]** / **[D]**

[Em] / **[C]** / **[D]** / **[D]**

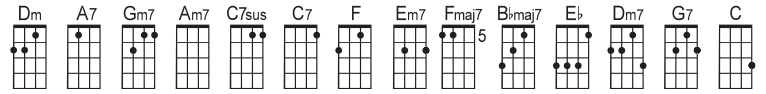
[Em] / **[C]** / **[D]** / **[D]** / **[F]** Its like you're **[C]** always stuck in **[G]** second gear

[F] Well it hasn't been your **[C]** day, your week your **[F]** month or even your **[D]** year

[Chorus X2]

You've got a Friend - Carole King

Chords in this song



Intro: F / B \flat / C / F / Em7 / A7 /

When you're down and troubled and you need a helping hand,
 and nothing, oh, nothing is going right, / / /
 close your eyes and think of me and soon I will be there
 to brighten up even your darkest night.

[Chorus] You just call out my name, and you know wherever I am,
 I'll come running to see you again.
 Winter, spring, summer, or fall, All you got to do is call
 and I'll be there, yeah, yeah, yeah...
 You've got a friend. / / / / / /

*{{On the 2nd chorus only, jump from here to the **Bridge**}}*

If the **[Dm]** sky **[A7]** above you should turn **[Dm]** dark and **[A7]** full of **[Dm7]** clouds,
 and that **[Gm7]** old north **[C7sus]** wind should **[C7]** begin to **[F]** blow, **[Em7 A7]**
[Dm] keep your head **[A7]** together and **[Dm]** call my **[A7]** name out **[Dm7]** loud.
[Gm7] Soon I'll be **[Am7]** knocking upon your **[C7sus]** door. **[C7]**

[Repeat Chorus, but leave out last line and jump to BRIDGE]

[Bridge] Hey **[Bb]** ain't it **[Eb]** good to know that you've got a **[Bb]** friend when
[F] people can be so **[FMaj7]** cold. They'll **[Bb]** hurt you and **[Eb]** desert you.
 Well, they'll **[Dm7]** take your soul if you let **[G7]** them.
 Oh yeah, but **[C7sus]** don't you let **[C]** them.

[Repeat Chorus and end with] [Bb] You've got a **[F]** friend.

Ain't it **[Bb]** good to know you've got a **[F]** friend?

Ain't it **[Bb]** good to know you've got a **[F]** friend? Oh, **[Bb]** yeah, yeah. You've got a **[F]** friend.